

# Uniform Mitigation Verification Inspection Form

Maintain a copy of this form with the insurance policy

Inspection Date: 05/18/2010			
<b>Owner Information</b>			
Owner Name:		Contact Person:	
Address: 80 Beachside Drive		Home Phone:	
City: Orchid	Zip: 32963	Work Phone:	
County: Indian River		Cell Phone:	
Insurance Company:		Policy #:	
Year of Home: 1999	# of Stories: 4	Email:	

I, Jay Krieger (print name of the individual who actually performed the inspection), personally conducted the inspection of the residence identified on this form and in my professional opinion, all the data I reported is true and correct.

**1. Building Code:** What building code was used to design and build the structure?

- A. 1994 South Florida Building Code (building permit application date of 9/1/1994 or later in Miami-Dade and Broward Counties (also known as the High Velocity Hurricane Zone (HVHZ)).
- B. Building code prior to the 1994 South Florida Building Code (building permit application date of 8/31/1994 or earlier in Miami-Dade and Broward Counties (HVHZ)).
- C. 2001 Florida Building Code (building permit application date of 3/1/2002 or later outside the HVHZ).
- D. Building code prior to the 2001 Florida Building Code (building permit application date of 2/28/2002 or earlier outside the HVHZ).
- E. Unknown or undetermined.


**2. Predominant Roof Covering:**

- Permit Application Date: \_\_\_\_\_ or Date of Installation: 2006
- A. At a minimum meets the 2001 Florida Building Code or the 1994 South Florida Building Code and has a Miami-Dade NOA or FBC 2001 Product Approval listing demonstrating compliance with ASTM D 3161 (enhanced for 110MPH) OR ASTM D 7158 (F, G or H), OR FBC TAS 100-95 and TAS 107-95, OR FMRC 4470 and/or 4471 (for metal roofs).
  - B. Does not meet the above minimum requirements.
  - C. Unknown or undetermined.

**NOTE:** At least one photo documenting the existence of each visible and accessible construction or mitigation attribute marked in Sections 3 through 9 must accompany this form.

**3. Roof Deck Attachment:** What is the weakest form of roof deck attachment?

- A. Plywood/Oriented strand board (OSB) roof sheathing attached to the roof truss/rafter (spaced a maximum of 24" o.c.) by staples or 6d nails spaced 6" along the edge and 12" in the field. -OR- Batten decking supporting wood shakes or wood shingles. -OR- Any system of screws, nails, adhesives, other deck fastening system or truss/rafter spacing that has an equivalent mean uplift resistance of 55 psf.
- B. Plywood/OSB roof sheathing with a minimum thickness of 7/16" attached to the roof truss/rafter (spaced a maximum of 24" o.c.) by 8d common nails spaced 6" along the edge and 12" in the field. -OR- Any system of screws, nails, adhesives, other deck fastening system or truss/rafter spacing that has an equivalent mean uplift resistance of 103 psf.
- C. Plywood/OSB roof sheathing with a minimum thickness of 7/16" attached to the roof truss/rafter (spaced a maximum of 24" o.c.) by 8d common nails spaced 6" along the edge and 6" in the field. -OR- Dimensional lumber/Tongue & Groove decking with a minimum of 2 nails per board. -OR- Any system of screws, nails, adhesives, other deck fastening system or truss/rafter spacing that has an equivalent mean uplift resistance of 182 psf.
- D. Reinforced Concrete Roof Deck.

Inspectors Initials  Property Address 80 Beachside Drive

- E. Other: \_\_\_\_\_
- F. Unknown or unidentified.
- G. No attic access.

4. **Roof to Wall Attachment:** What is the **weakest** roof to wall connection?

- A. Toe Nails Rafter/truss anchored to top plate of wall using nails driven at an angle through the rafter/truss and attached to the top plate of the wall.
- B. Clips Metal attachments on every rafter/truss that are nailed to one side (or both sides in the case of a diamond type clip) of the rafter/truss and attached to the top plate of the wall frame or embedded in the bond beam.
- C. Single Wraps Metal Straps must be secured to every rafter/truss with a minimum of 3 nails, wrapping over and securing to the opposite side of the rafter/truss with a minimum of 1 nail. The Strap must be attached to the top plate of the wall frame or embedded in the bond beam in at least one place.
- D. Double Wraps Both Metal Straps must be secured to every rafter/truss with a minimum of 3 nails, wrapping over and securing to the opposite side of the rafter/truss with a minimum of 1 nail. Each Strap must be attached to the top plate of the wall frame or embedded in the bond beam in at least one place.
- E. Structural Anchor bolts structurally connected or reinforced concrete roof.
- F. Other: \_\_\_\_\_
- G. Unknown or Unidentified
- H. No attic access

5. **Roof Geometry:** What is the roof shape(s)? (Porches or carports that are attached only to the fascia or wall of the host structure and not structurally connected to the main roof system are not considered in the roof geometry determination.)

- A. Hip Roof Hip roof with no other roof shapes greater than 10% of the total building perimeter.
- B. Non-Hip Roof Any other roof shape or combination of roof shapes including hip, gable, gambrel, mansard and other roof shapes not including flat roofs.
- C. Flat Roof Flat roof shape greater than 100 square feet or 10% of the entire roof, whichever is greater.

6. **Gable End Bracing:** For roof structures that contain gables, please check the **weakest** that apply:

- A. Gable End(s) are braced at a minimum in accordance with the 2001 Florida Building Code.
- B. Does not meet the above minimum requirements.
- C. Not applicable, unknown or unidentified.

7. **Wall Construction Type:** Check all wall construction types for exterior walls of the structure and percentages for each:


- A. Wood Frame \_\_\_\_\_ %
- B. Un-Reinforced Masonry \_\_\_\_\_ %
- C. Reinforced Masonry 100% \_\_\_\_\_ %
- D. Poured Concrete \_\_\_\_\_ %
- E. Other: \_\_\_\_\_ %

8. **Secondary Water Resistance (SWR):** (standard underlayments or hot mopped felts are not SWR)

- A. SWR Self adhering polymer modified bitumen roofing underlayment applied directly to the sheathing or foam adhesive SWR barrier (not foamed on insulation) applied as a secondary means to protect the dwelling from water intrusion.
- B. No SWR
- C. Unknown or undetermined.

9. **Opening Protection:** What is the **weakest** form of wind borne debris protection installed on the structure? (Exterior openings include, but are not limited to: windows, doors, garage doors, skylights, etc. Product approval may be required for opening protection devices without proper rating identification.)

- A. **All Exterior Openings (Glazed and Unglazed)** All exterior openings are fully protected at a minimum with impact resistant coverings, impact resistant doors and/or impact resistant window units that are listed as wind borne debris protection devices in the product approval system of the State of Florida or Miami-Dade County and meet the requirements of one of

Inspectors Initials  Property Address 80 Beachside Drive

the following for "Cyclic Pressure and Large Missile Impact". For the HVHZ, systems must have either a Miami-Dade NOA or FBC Approval marked "For Use in the HVHZ".

- Miami-Dade County Notice of Acceptance (NOA) 201, 202 and 203. (Large Missile - 9 lb.)
  - Florida Building Code Testing Application Standard (TAS) 201, 202 and 203. (Large Missile - 9 lb.)
  - American Society for Testing and Materials (ASTM) E 1886 and ASTM E 1996. (Large Missile - 9 lb.)
  - Southern Standards Technical Document (SSTD) 12. (Large Missile - 9 lb.)
  - For Skylights Only: ASTM E 1886/E 1996. (Large Missile - 4.5 lb.)
  - For Garage Doors Only: ANSI/DASMA 115. (Large Missile - 9 lb.)
- B. All exterior openings are fully protected at a minimum with impact resistant coverings, impact resistant doors and/or impact resistant window units that are listed as windborne debris protection devices in the product approval system of the State of Florida or Miami-Dade County and meet the requirements of one of the following for "Cyclic Pressure and Large Missile Impact":
- ASTM E 1886 and ASTM E 1996. (Large Missile - 4.5 lb.)
  - SSTD 12. (Large Missile - 4 lb. to 8 lb.)
  - For Skylights Only: ASTM E 1886/E 1996. (Large Missile - 2 to 4.5 lb.)
- C. All exterior openings are fully protected at a minimum with impact resistant coverings, impact resistant doors and/or impact resistant window units that are listed as windborne debris protection devices in the product approval system of the State of Florida or Miami-Dade County and meet the requirements of one of the following for "Cyclic Pressure and Small Missile Impact":
- Miami-Dade County NOA 201, 202 and 203. (Small Missile - 2 grams)
  - Florida Building Code TAS 201, 202 and 203. (Small Missile - 2 grams)
  - ASTM E 1886 and ASTM E 1996. (Small Missile - 2 grams)
  - SSTD 12. (Small Missile - 2 grams)
- D. All exterior openings are fully protected with windborne debris protection devices that cannot be identified as Miami-Dade or Florida Building Code (FBC) product approved. This does not include plywood/OSB or plywood alternatives (see Answer "H").

**All Glazed Exterior Openings**

- E. All glazed exterior openings are fully protected at a minimum with impact resistant coverings and/or impact resistant window units that meet the requirements of one of the standards listed in Answer "A" of this question. (Large Missile - 9 lb.)
- F. All glazed exterior openings are fully protected at a minimum with impact resistant coverings and/or impact resistant window units that meet the requirements of one of the standards listed in Answer "B" of this question. (Large Missile - 2 lb. - 8 lb.)
- G. All glazed exterior openings are fully protected at a minimum with impact resistant coverings and/or impact resistant window units that meet the requirements of one of the standards listed in Answer "C" of this question. (Small Missile - 2 grams)
- H. All glazed exterior openings are covered with plywood/OSB meeting the requirements of Section 1609 and Table 1609.1.4 of the 2004 FBC (with 2006 supplements).
- I. All glazed exterior openings are fully protected with wind-borne debris protection devices that cannot be identified as Miami-Dade or FBC product approved. This does not include plywood/OSB or other plywood alternatives that do not meet Answer H (see Answer "K").

**None or Some Glazed Openings**

- J. At least one glazed exterior opening does not have wind-borne debris protection.
- K. No glazed exterior openings have wind-borne debris protection. This includes plywood/OSB or plywood alternative systems that do not meet Answer "H".
- L. Unknown or undetermined.

Inspectors Initials

Property Address

80 Beachside Drive



**CITIZENS PROPERTY INSURANCE CORPORATION  
BUILDING TYPE II AND III MITIGATION VERIFICATION AFFIDAVIT**

This affidavit must be completed to capture mitigation features applicable to a Type II (4 to 6 story) or Type III (7 or more story) building. This affidavit is required for either residential condominium unit owners or commercial residential applicants requesting mitigation credits in such buildings.

WIND LOSS MITIGATION INFORMATION		
PREMISES #:	SUBJECT OF INSURANCE:	POLICY #:
BUILDING #:	STREET ADDRESS: 80 Beachside Drive, Orchid, FL 32963	
# STORIES: 4	BLDG DESCRIPTION: 4 Story Residential Condominium	
BUILDING TYPE: <input checked="" type="checkbox"/> II (4 to 6 stories) <input type="checkbox"/> III (7 or more stories)		

**Terrain Exposure Category** must be provided for each insured location.

I hereby certify that the building or unit at the address indicated above **TERRAIN EXPOSURE CATEGORY** as defined under the Florida Building Code is (Check One):  **Exposure C** or  **Exposure B**

Certification below for purposes of **TERRAIN EXPOSURE CATEGORY** above does not require personal inspection of the premises.

**Certification of Wind Speed** is required to establish the basic wind speed of the location (Complete for Terrain B only if Year Built On or After Jan.1, 2002).

I hereby certify that the basic **WIND SPEED** of the building or unit at the address indicated above based upon county wind speed lines defined under the Florida Building Code (FBC) is (Check One):   $\geq 100$  or   $\geq 110$  or   $\geq 120$

**Certification of Wind Design** is required when the buildings is constructed in a manner to exceed the basic wind speed design established for the structure location (Complete for Terrain B only if Year Built On or After Jan.1, 2002).

I hereby certify that the building or unit at the address indicated above is designed and mitigated to the Florida Building Code (FBC) **WIND DESIGN** of (Check One):   $\geq 100$  or   $\geq 110$  or   $\geq 120$

Certification for the purpose of establishing the basic **WIND SPEED** or **WIND SPEED DESIGN** above does not require personal inspection of the premises.

**Specify the type of mitigation device(s) installed:**

<input type="checkbox"/>	<p><b>Roof Coverings</b></p> <p><input checked="" type="checkbox"/> <b>Reinforced Concrete Roof – Type II or III</b> A roof structure composed of cast-in-place or pre-cast structural concrete designed to be self-supporting and integrally attached to wall/support system.</p> <p><input type="checkbox"/> <b>Level A (Non FBC Equivalent) – Type II or III</b> All roof cover types and configurations that do not meet Level B below.</p> <p><input type="checkbox"/> <b>Level B (FBC Equivalent) – Type II or III</b> Roof coverings that satisfy all of the following conditions and are one of the following types:</p> <ol style="list-style-type: none"> <li>1. Built-Up</li> <li>2. Modified Bitumen</li> <li>3. Sprayed Polyurethane foam</li> <li>4. Liquid membrane applied over concrete</li> <li>5. Asphalt roll roofing</li> <li>6. Wood shakes in good condition, attached with at least two mechanical fasteners</li> <li>7. Ballasted roof designed to meet the design wind speed requirements</li> <li>8. Asphalt roof coverings installed in accordance ASTM D 3161 (modified for 110 mph) or Miami Dade County PA 107-95.</li> </ol> <p>All mechanical equipment must be adequately tied to the roof deck to resist overturning and sliding during high winds. Any flat roof covering with flashing or coping must be mechanically attached to the structure with face fasteners (no clip/cleat systems); and roof coverings on flat roofs must be 10 years old or less.</p>
--------------------------	--

**CITIZENS PROPERTY INSURANCE CORPORATION**  
**BUILDING TYPE II AND III MITIGATION VERIFICATION AFFIDAVIT**

**Roof Deck Attachment**

**Level A – Wood or Other Deck Type II only**

Roof deck composed of sheets of structural panels (plywood or OSB).

*Or*

Architectural (non-structural) metal panels that require a solid decking to support weight and loads.

*Or*

Other roof decks that do not meet Levels B or C below.

**Level B – Metal Deck Type II or III**

Metal roof deck made of structural panels that span from joist to joist.

**Level C – Reinforced Concrete Roof Deck Type, II or III**

A roof structure composed of cast-in-place or pre-cast structural concrete designed to be self-supporting and integrally attached to wall/support system.

**Secondary Water Resistance**

**Underlayment**

A self-adhering polymer modified bitumen roofing underlayment (thin rubber sheets with peel and stick underside located beneath the roof covering and normal felt underlayment) with a minimum width of 6" meeting the requirements of ASTM D 1970 installed over all plywood/OSB joints to protect from water intrusion. All secondary water resistance products must be installed per the manufacturer's recommendations. Roofing felt or similar paper based products are not acceptable for secondary water resistance.

**Foamed Adhesive**

A foamed polyurethane sheathing adhesive applied over all joints in the roof sheathing to protect interior from water intrusion.

**Opening Protection**

**Class A (Hurricane Impact)** – All glazed openings (windows, skylights, sliding glass doors, doors with windows, etc) less than 60 feet above grade must be protected with impact resistant coverings (e.g. shutters), impact resistant doors, and/or impact resistant glazing that meet the requirements of:

SSTD12;  ASTM E 1886 and ASTM E 1996 (Missile Level C – 9 lb);

Miami-Dade PA 201, 202, and 203; or  Florida Building Code TAS 201, 202 and 203.

All glazed openings between 30 and 60 feet above grade must meet the Small Missile Test of the respective standard. All glazed openings less than 30 feet above grade shall meet the Large Missile Test of the respective standard.

**Class B (Basic Impact)** – All glazed openings (windows, skylights, sliding glass doors, doors with windows, etc) must be protected with impact resistant coverings (e.g. shutters), impact resistant doors, and/or impact resistant glazing that meet the requirements of:

ASTM E 1886 and ASTM E 1996 (Missile Level B – 4.5 lb)

All glazed openings between 30 and 60 feet above grade must meet the Small Missile Test of the respective standard. All glazed openings less than 30 feet above grade shall meet the Large Missile Test of the respective standard.

**CITIZENS PROPERTY INSURANCE CORPORATION  
BUILDING TYPE II AND III MITIGATION VERIFICATION AFFIDAVIT**



**CERTIFICATION**

I certify that I am (CHECK ONE OF THE FOLLOWING):

a resident licensed General, or Building Contractor,  a Licensed Building Inspector,  a Registered Architect,  an Engineer in the State of Florida,  a Building Code Official (who is duly authorized by the State of Florida or its county's municipalities to verify building code compliance).

I also certify that I personally inspected the premises at the Location Address listed above on the date of this Affidavit. In my professional opinion, based on my knowledge, information and belief, I certify that the above statements are true and correct.

This Affidavit and the information set forth in it are provided solely for the purpose of verifying that certain structural or physical characteristics exist at the Location Address listed above and for the purpose of permitting the Named Insured to receive a property insurance premium discount on insurance provided by Citizens Property Insurance Corporation and for no other purpose. The undersigned does not make a health or safety certification or warranty, express or implied, of any kind, and nothing in this Affidavit shall be construed to impose on the undersigned or on any entity to which the undersigned is affiliated any liability or obligation of any nature to the named insured or to any other person or entity.

Name of Company:	<u>Art Krieger Construction, Inc.</u>	Phone:	<u>772-569-0059</u>			
Name of Inspector	<u>Jason Krieger</u>	License Type #	<u>CGC</u>	License #	<u>1505787</u>	
Date:					<u>5/18/2010</u>	
Signature:						
Applicant's Signature:					Date:	<u>5/18/10</u>

"Any person who knowingly and with intent to injure, defraud, or deceive any insurer files a statement of claim or an application containing any false, incomplete, or misleading information is guilty of a felony of the third degree."