

Uniform Mitigation Verification Inspection Form

Maintain a copy of this form with the insurance policy

Inspection Date: 6/25/2010		
Owner Information		
Owner Name: Coralstone Condominium Association		Contact Person:
Address: 1512-1516 Coral Oak Lane		Home Phone:
City: Vero Beach	Zip: 32963	Work Phone:
County: Indian River		Cell Phone:
Insurance Company:		Policy #:
Year of Home: 1987	# of Stories: 1&2	Email:

I, Jay Krieger (print name of the individual who actually performed the inspection), personally conducted the inspection of the residence identified on this form and in my professional opinion, all the data I reported is true and correct.

1. **Building Code:** What building code was used to design and build the structure?

- A. 1994 South Florida Building Code (building permit application date of 9/1/1994 or later in Miami-Dade and Broward Counties (also known as the High Velocity Hurricane Zone (HVHZ)).
- B. Building code prior to the 1994 South Florida Building Code (building permit application date of 8/31/1994 or earlier in Miami-Dade and Broward Counties (HVHZ)).
- C. 2001 Florida Building Code (building permit application date of 3/1/2002 or later outside the HVHZ).
- D. Building code prior to the 2001 Florida Building Code (building permit application date of 2/28/2002 or earlier outside the HVHZ).
- E. Unknown or undetermined.

2. **Predominant Roof Covering:**


Permit Application Date: _____ or Date of Installation: 2006

- A. At a minimum meets the 2001 Florida Building Code or the 1994 South Florida Building Code and has a Miami-Dade NOA or FBC 2001 Product Approval listing demonstrating compliance with ASTM D 3161 (enhanced for 110MPH) OR ASTM D 7158 (F, G or H), OR FBC TAS 100-95 and TAS 107-95, OR FMRC 4470 and/or 4471 (for metal roofs).
- B. Does not meet the above minimum requirements.
- C. Unknown or undetermined.

NOTE: At least one photo documenting the existence of each visible and accessible construction or mitigation attribute marked in Sections 3 through 9 must accompany this form.

3. **Roof Deck Attachment:** What is the weakest form of roof deck attachment?

- A. Plywood/Oriented strand board (OSB) roof sheathing attached to the roof truss/rafter (spaced a maximum of 24" o.c.) by staples or 6d nails spaced at 6" along the edge and 12" in the field. -OR- Batten decking supporting wood shakes or wood shingles. -OR- Any system of screws, nails, adhesives, other deck fastening system or truss/rafter spacing that has an equivalent mean uplift resistance of 55 psf.
- B. Plywood/OSB roof sheathing with a minimum thickness of 7/16" attached to the roof truss/rafter (spaced a maximum of 24" o.c.) by 8d common nails spaced 6" along the edge and 12" in the field. -OR- Any system of screws, nails, adhesives, other deck fastening system or truss/rafter spacing that has an equivalent mean uplift resistance of 103 psf.
- C. Plywood/OSB roof sheathing with a minimum thickness of 7/16" attached to the roof truss/rafter (spaced a maximum of 24" o.c.) by 8d common nails spaced 6" along the edge and 6" in the field. -OR- Dimensional lumber/Tongue & Groove decking with a minimum of 2 nails per board. -OR- Any system of screws, nails, adhesives, other deck fastening system or truss/rafter spacing that has an equivalent mean uplift resistance of 182 psf.
- D. Reinforced Concrete Roof Deck.

Inspectors Initials  Property Address 1512-1516 Coral Oak Lane

*This verification form is valid up to five (5) years provided no material changes have been made to the structure.

the following for "Cyclic Pressure and Large Missile Impact". For the HVHZ, systems must have either a Miami-Dade NOA or FBC Approval marked "For Use in the HVHZ".


- Miami-Dade County Notice of Acceptance (NOA) 201, 202 **and** 203. (Large Missile - 9 lb.)
 - Florida Building Code Testing Application Standard (TAS) 201, 202 **and** 203. (Large Missile - 9 lb.)
 - American Society for Testing and Materials (ASTM) E 1886 **and** ASTM E 1996. (Large Missile - 9 lb.)
 - Southern Standards Technical Document (SSTD) 12. (Large Missile - 9 lb.)
 - For Skylights Only: ASTM E 1886/E 1996. (Large Missile - 4.5 lb.)
 - For Garage Doors Only: ANSI/DASMA 115. (Large Missile - 9 lb.)
- B. **All exterior openings** are fully protected at a minimum with impact resistant coverings, impact resistant doors and/or impact resistant window units that are listed as windborne debris protection devices in the product approval system of the State of Florida or Miami-Dade County and meet the requirements of one of the following for "Cyclic Pressure and Large Missile Impact":
- ASTM E 1886 and ASTM E 1996. (Large Missile - 4.5 lb.)
 - SSTD 12. (Large Missile - 4 lb. to 8 lb.)
 - For Skylights Only: ASTM E 1886/E 1996. (Large Missile - 2 to 4.5 lb.)
- C. **All exterior openings** are fully protected at a minimum with impact resistant coverings, impact resistant doors and/or impact resistant window units that are listed as windborne debris protection devices in the product approval system of the State of Florida or Miami-Dade County and meet the requirements of one of the following for "Cyclic Pressure and Small Missile Impact":
- Miami-Dade County NOA 201, 202 **and** 203. (Small Missile - 2grams)
 - Florida Building Code TAS 201, 202 **and** 203. (Small Missile - 2 grams)
 - ASTM E 1886 **and** ASTM E 1996. (Small Missile - 2 grams)
 - SSTD 12. (Small Missile - 2 grams)
- D. **All exterior openings** are fully protected with windborne debris protection devices that cannot be indentified as Miami-Dade or Florida Building Code (FBC) product approved. This does not include plywood/OSB or plywood alternatives (see Answer "H").

All Glazed Exterior Openings

- E. **All glazed exterior openings** are fully protected at a minimum with impact resistant coverings and/or impact resistant window units that meet the requirements of one of the standards listed in Answer "A" of this question. (Large Missile - 9 lb.)
- F. **All glazed exterior openings** are fully protected at a minimum with impact resistant coverings and/or impact resistant window units that meet the requirements of one of the standards listed in Answer "B" of this question. (Large Missile - 2 lb. - 8 lb.)
- G. **All glazed exterior openings** are fully protected at a minimum with impact resistant coverings and/or impact resistant window units that meet the requirements of one of the standards listed in Answer "C" of this question. (Small Missile - 2 grams)
- H. **All glazed exterior openings** are covered with plywood/OSB meeting the requirements of Section 1609 and Table 1609.1.4 of the 2004 FBC (with 2006 supplements).
- I. **All glazed exterior openings** are fully protected with wind-borne debris protection devices that cannot be identified as Miami-Dade or FBC product approved. This does not include plywood/OSB or other plywood alternatives that do not meet Answer H (see Answer "K").

None or Some Glazed Openings

- J. At least one glazed exterior opening does not have wind-borne debris protection.
- K. No glazed exterior openings have wind-borne debris protection. This includes plywood/OSB or plywood alternative systems that do not meet Answer "H".
- L. Unknown or undetermined.

Inspectors Initials  Property Address 1512-1516 Coral Oak Lane

MITIGATION INSPECTIONS MUST BE CERTIFIED BY A QUALIFIED INSPECTOR.
Section 627.711(2), Florida Statutes, provides a listing of individuals who may sign this form.

Qualified Inspector Name: Jay Krieger	License Type: CGC	License # or MSFH certificate #: 1505787
Inspection Company: Art Krieger Construction, Inc.	Phone: 772-569-0059	

Qualified Inspector – I hold an active license or certificate as a: (check one)

- Hurricane mitigation inspector certified by the My Safe Florida Home Program.
- Building code inspector certified under Section 468.607, Florida Statutes.
- General, building or residential contractor licensed under Section 489.111, Florida Statutes.
- Professional architect licensed under Section 481.213, Florida Statutes.
- Professional engineer licensed under Section 471.015, Florida Statutes.
- Other individual or entity recognized by the insurer as possessing the necessary qualifications to properly complete this form pursuant to Section 627.711(2)(f), Florida Statutes.

Individuals signing this form must have their license or certificate in an "Active" status at time of the inspection.

I, Jay Krieger (print name) am a qualified inspector and I personally performed the inspection or had my employee (_____) (print name) perform the inspection and I agree to be responsible for his/her work.


Qualified Inspector Signature:  **Date:** 6/25/2010

An individual or entity who knowingly provides or utters a false or fraudulent mitigation verification form with the intent to obtain or receive a discount on an insurance premium to which the individual or entity is not entitled commits a misdemeanor of the first degree (Section 627.711(3), Florida Statutes). The Qualified Inspector who certifies this form is strictly liable for all acts, statements, concealment of facts, omissions, and documentation provided by his or her employee who actually performed the inspection.

Homeowner to complete: I certify that the named Qualified Inspector or his or her employee did perform an inspection of the residence identified on this form and that proof of identification was provided to me or my Authorized Representative.

Signature: _____ **Date:** _____
An individual or entity who knowingly provides or utters a false or fraudulent mitigation verification form with the intent to obtain or receive a discount on an insurance premium to which the individual or entity is not entitled commits a misdemeanor of the first degree. (Section 627.711(3), Florida Statutes)

The definitions on this form are for inspection purposes only and cannot be used to certify any product or construction feature as offering protection from hurricanes.

Inspectors Initials  Property Address 1512-1516 Coral Oak Lane